

Mini Pop-Up Blackout Sensory Den

SKU: TSC70TRV

Please read the Information for Use carefully before first use. This Information for Use contains necessary safety advice and instructions. Retain this Information for Use for future reference.

WARNINGS:



Keep away
from fire



Adult
supervision
required

Important:

- Age 3 years+
- The assembly and storage of the Pop-Up Den should always be carried out by a responsible adult.
- Be aware that the Den may pop open abruptly under its own sprung tension.




How to assemble:

1. Remove the Pop-Up Den from the case, holding on to it firmly until you are ready to unfold it.
2. Gently drop the Pop-Up Den and stand well back – the Den will pop open into the flat position.
3. You can now gently open the Pop-Up Den into a standing position.
4. Your Pop-Up Den is now ready to use.



How to fold away:

1. Place the Pop-Up Den on its side making sure that the zipped door is open to ensure no air is trapped inside.
2. Turn so that the door is facing upwards and pull the floor firmly out.
3. Put your knee on the side of the Pop-Up Den pushing the whole side towards the floor tucking the corners firmly.
4. Fold the Pop-Up Den in half, tuck in both the floor and the ceiling.
5. Turn so that the floor is facing towards you then take the bottom left-hand corner and fold it towards the top.
6. You should feel the Pop-Up Den folding in on itself forming a circle.
7. Place back in the case.



Care instructions:

The Pop-Up Den cover is made from 100% nylon and has a 100% steel frame.

- Wipe clean with a damp cloth.
- Do not use abrasive materials or chemical solutions.
- Ensure fabric is dry before storage.

**UK
CA**

Made in China

Imported by Bing International Ltd, Unit 14 Elgar Business Centre, WR2 6NJ on behalf of
Sensory Direct (UK) Ltd, Unit 65c, Blackpole Trading Estate West, Worcester, WR3 8TJ, UK.
www.sensorydirect.com